



GAUTENG PROVINCE
BUDGET BOOKLET
2018

Together, Moving Gauteng City Region Forward



GAUTENG PROVINCE
TREASURY
REPUBLIC OF SOUTH AFRICA



Budget Booklet 2018

Table of Contents

English		Pg. 4		
Gauteng Budget 2018/19 – Foreword	4	16	28	40
Alignment of Budget to Gauteng Transformation, Modernisation and Re-industrialisation Programme	5	17	29	41
Sources of our Budget	6	18	30	42
Own Revenue	7	19	31	43
Conditional Grants	8	20	32	44
Provincial Spending	9	21	33	45
• Function				
• Economic Classification				
• Spending on Personnel	10	22	34	46
Spending on Social Services	11	23	35	47
Spending on Infrastructure	12	24	36	48
Spending on Provincial Specific Priorities	14	26	38	50
Where have we increased our Spending?	15	27	39	51
General Information	53			
• Access to Information				
• Image References				
Afrikaans		Pg. 16		
isiZulu		Pg. 28		
Sepedi		Pg. 40		



Barbara Creecy

Gauteng MEC for Finance
Gauteng LUR vir Finansies
U-MEC Wezezimali E-Gauteng
Molekgotlaphethiši wa Kgoro ya Ditšhelete ka Gauteng

Foreword

Gauteng Budget 2018/19

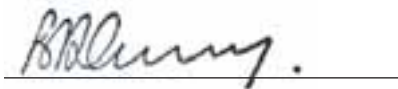
The tabling of the 2018 Medium Term Expenditure Framework (MTEF) marks the last year of the 5th Administration. It builds on the successes and commitments pronounced and achieved since the beginning of the journey that started in 2014.

Dubbed the last mile budget, the budget seeks to highlight what government intends to achieve and also set the scene for the next Administration. It is for this reason that Gauteng Provincial Government (GPG) is still resolute to deliver jobs through the provincial infrastructure programme, securing a future for our youth through a variety of youth programmes and supporting economic growth and development for the province.

This budget makes significant strides towards protecting the spending on social sector departments in particular around the provision of quality health care and improving education outcomes. Eighty eight per cent of the total additional funding has been made available to Health and Education in each year of the 2018 MTEF.

This budget document reflects key programmes and projects that signal and welcome the arrival of new dawn as shared by Premier David Makhura. It is our aim and resolve to ensure that residents of Gauteng continue to regard Gauteng as a beacon of hope.

The GPG trusts that this summary of the budget will improve your understanding of the GPG budget for the 2018 MTEF.



B. Creecy
MEC: FINANCE

Alignment of Budget to Gauteng Transformation, Modernisation and Re-industrialisation Programme

Transformation

Radical economic transformation

Decisive spatial transformation

Accelerated social transformation

Transformation of state and governance

Modernisation

Modernisation of the public services and the state

Modernisation of the economy

Modernisation of human settlements and urban development

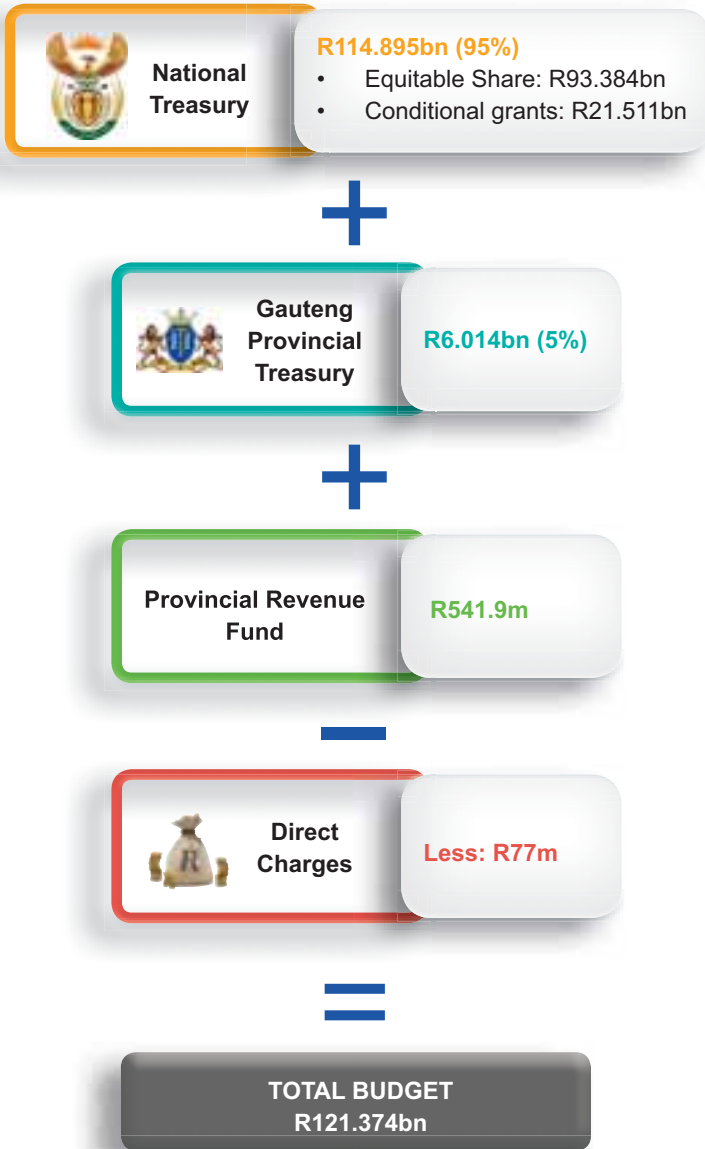
Modernisation of public transport and other infrastructure

Re-industrialisation

Re-industrialising Gauteng as our country's economic hub

Taking a lead in Africa's new industrial revolution

Sources of our Budget



Own Revenue




Other revenues consists of fines, penalties and forfeits; interest; and financial transaction in assets and liabilities.

Conditional Grants




Human Settlements Development:
R5.047bn



Education Infrastructure:
R1.373bn

Comprehensive HIV and AIDS:
R4.239bn



National School Nutrition Programme:
R807.5m

National Tertiary Services:
R4.390bn



Public Transport Operations:
R2.307bn



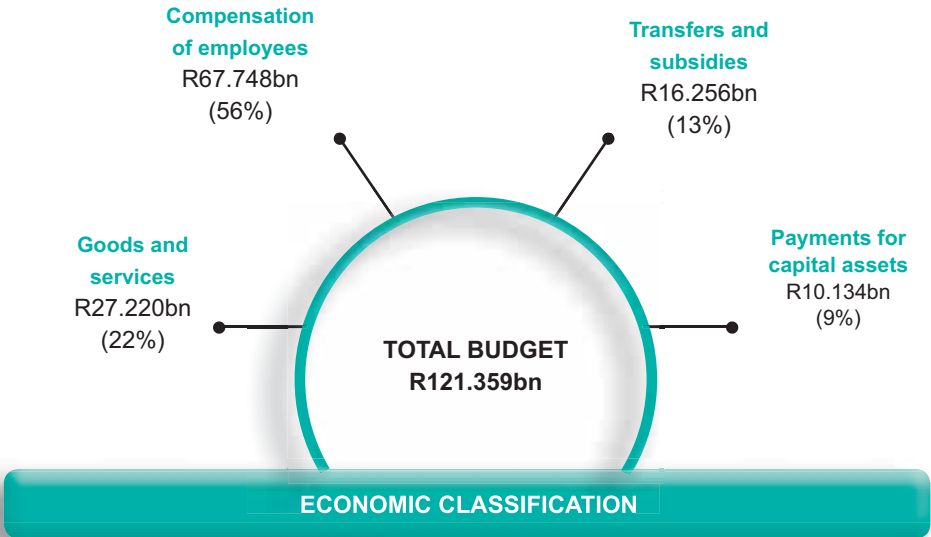
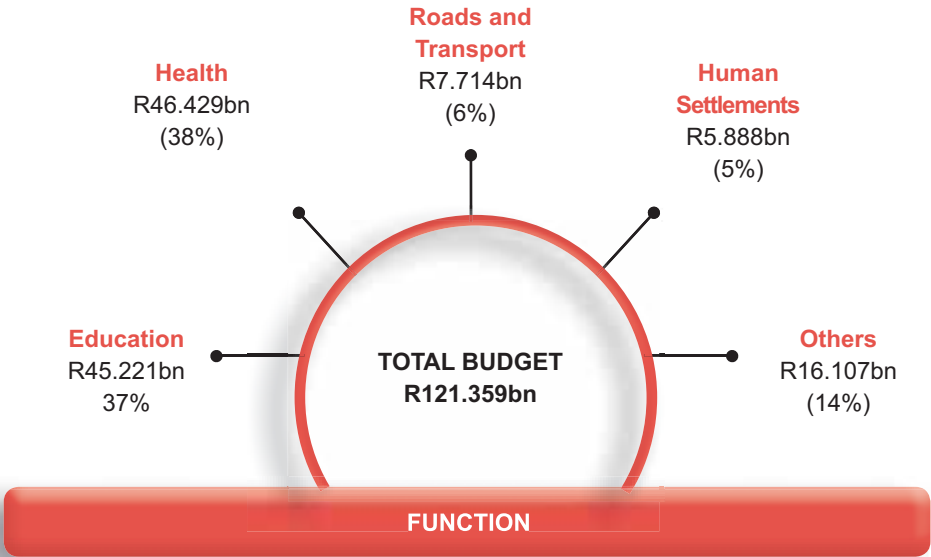
Health Professions Training and Development:
R972.8m

Comprehensive Agricultural Support Programme:
R92.3m

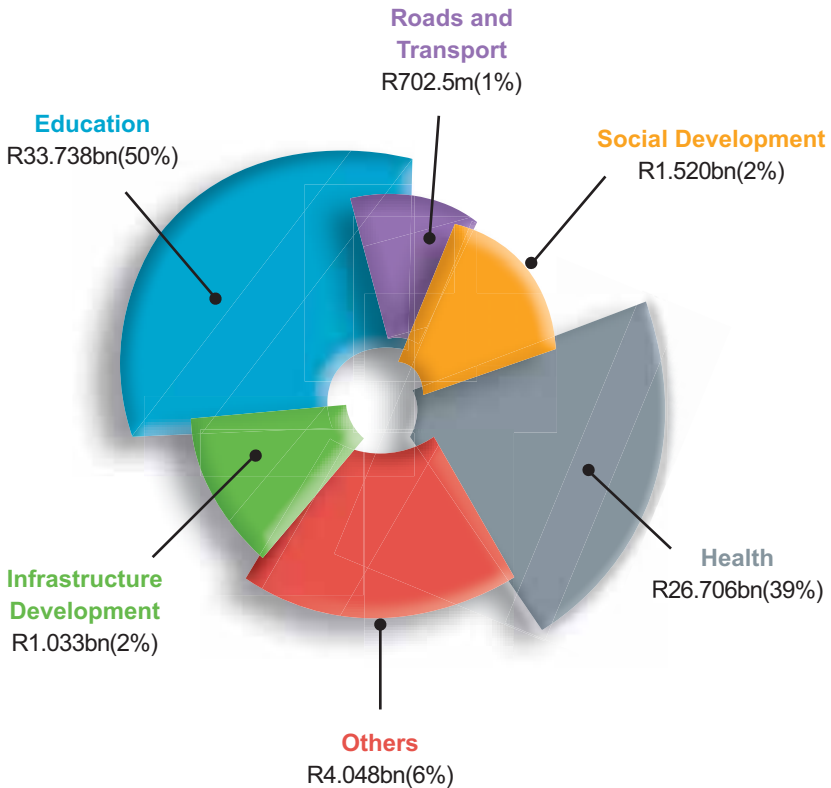


TOTAL CONDITIONAL GRANTS:
R21.511bn

Provincial Spending



Spending on Personnel



Others consists of: Economic Development, Cooperative Governance and Traditional Affairs, Human Settlements, Community Safety, Agriculture and Rural Development, Sport, Arts, Culture and Recreation, e-Government, Provincial Treasury and Office of the Premier

Spending on Social Services

EDUCATION



Public Ordinary School Education R34.492bn
Public Special School Education R2.688bn
Infrastructure Development R1.696bn
Other R6.345bn

HEALTH



Central Hospital Services R16.676bn
District Health Services R15.305bn
Provincial Hospital services R8.873bn
Emergency Medical Services R1.451bn
Other R4.124bn

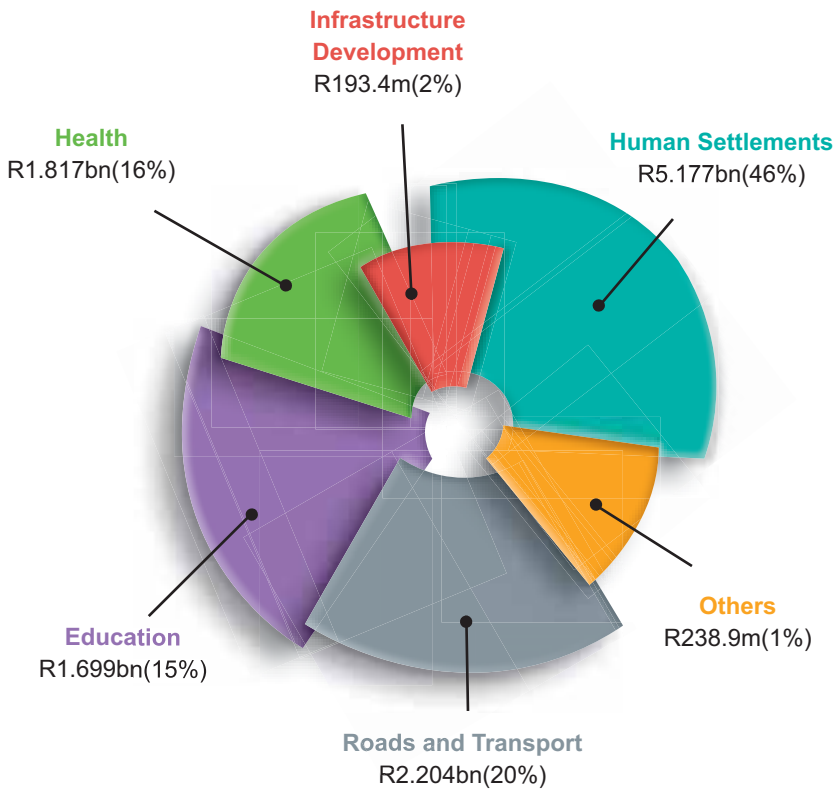
SOCIAL DEVELOPMENT



Children and Families R2.304bn
Social Welfare Services R814.1m
Restorative services R619.3m
Development and Research R622.6m
Other R623.6m

TOTAL SOCIAL SERVICES
R96.633bn

Spending on Infrastructure



Others consists of: Social Development; Sport, Arts, Culture and Recreation; Infrastructure Development and Agriculture and Rural Development.

Central Corridor
R610.2m
Eastern Corridor
R216.3m
Northern Corridor
R549m
Southern Corridor
R97.7m
Western Corridor
R253.3m
Across various Corridors
R90.1m

Health
R1.817bn

Improving quality of health care.

Central Corridor
R746.7m
Eastern Corridor
R746.7m
Northern Corridor
R746.7m
Southern Corridor
R754.4m
Western Corridor
R754.4m
Across various Corridors
R1.428bn

Human Settlements
R5.177bn

Improving quality of household life.

Improving quality of education.

Education
R1.699bn

Central Corridor
R435.4m
Eastern Corridor
R604.8m
Northern Corridor
R127.7m
Southern Corridor
R207.9m
Western Corridor
R66.2m
Across various Corridors
R256.7m

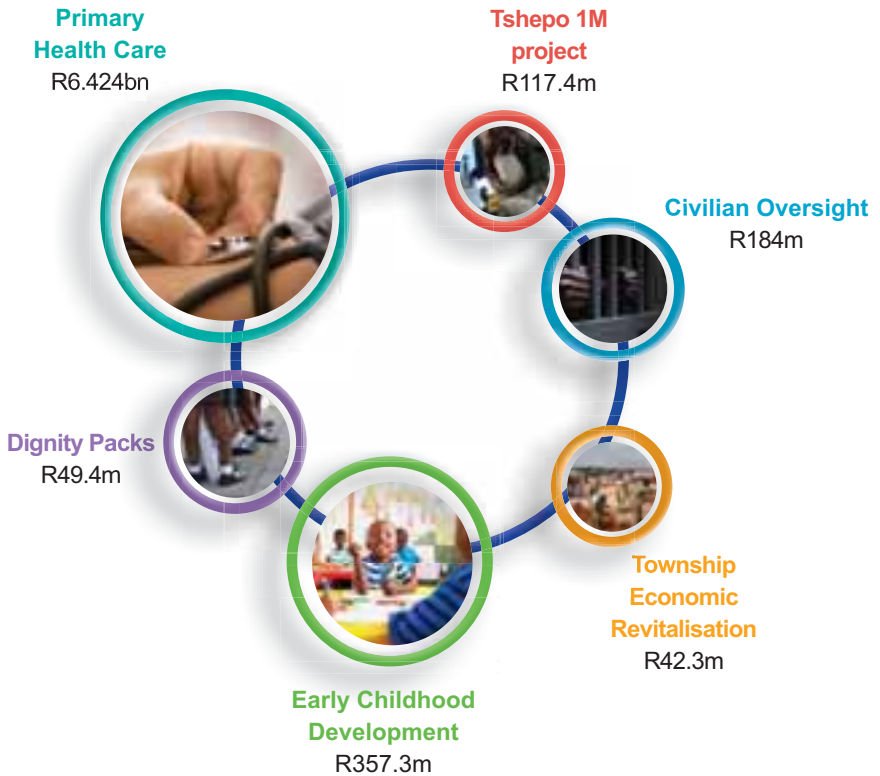
Improving roads and linkage in the province.

Roads and Transport
R2.204bn

Central Corridor
R131m
Eastern Corridor
R66.7m
Northern Corridor
R302.2m
Southern Corridor
R154.6m
Western Corridor
R13.5m
Across corridor
R1.536bn



Spending on Provincial Specific Priorities



Where have we increased our Spending?

DEPARTMENT	ADJUSTMENT APPROPRIATION 2017/18	MAIN APPROPRIATION 2018/19	% CHANGE 2017/18-2018/19
Education	41 786 542	45 220 540	8.22%
Health	41 942 834	46 429 326	10.70%
Social Development	4 586 319	4 983 495	8.66%
Human Settlements	6 255 557	5 888 425	-5.87%
Roads and Transport	6 967 638	7 713 818	10.71%
Infrastructure Development	2 749 245	3 036 964	10.47%
Other	7 961 259	8 086 588	1.57%
Total provincial payments and estimates	112 249 393	121 359 157	8.12%
Social	88 315 695	96 633 361	9.42%
Non Social	23 933 698	24 725 796	3.31%
Total Appropriation	112 249 393	121 359 157	8.12%

Other consists of: Economic Development; Cooperative Governance and Traditional Affairs; Community Safety; Agriculture and Rural Development; Sport, Arts, Culture and Recreation; e-Government; Provincial Treasury and Office of the Premier

Voorwoord

Gauteng Begroting 2018/19

Die tertafellegging van die 2018-Mediumtermynbegrotingsraamwerk (MTBR) kom in die laaste jaar van die vyfde Administrasie. Dit bou voort op die suksesse en verbintenisse wat aangekondig en behaal is sedert die begin van die reis wat in 2014 begin het.

Die begroting, wat die laastemylbegroting genoem word, laat val die kollig op wat die regering beoog om te bereik en berei ook die weg vir die volgende Administrasie. Dit is om hierdie rede dat die Gauteng Provinsiale Regering (GPR) steeds vasbeslote is om werkgeleenthede te lewer deur die provinsiale infrastruktuurprogram, om 'n toekoms vir ons jeug te verseker deur 'n verskeidenheid jeugprogramme en om ekonomiese groei en ontwikkeling vir die provinsie te steun.

Hierdie begroting maak beduidende vordering ter beskerming van die besteding aan departemente in die maatskaplike sektor, veral rakende die verskaffing van gesondheidsorg van gehalte en die verbetering van onderwysuitkomste. Agt-en-tagtig persent van die totale bykomende befondsing is aan Gesondheid en Onderwys beskikbaar gestel in elke jaar van die 2018-MTBR.

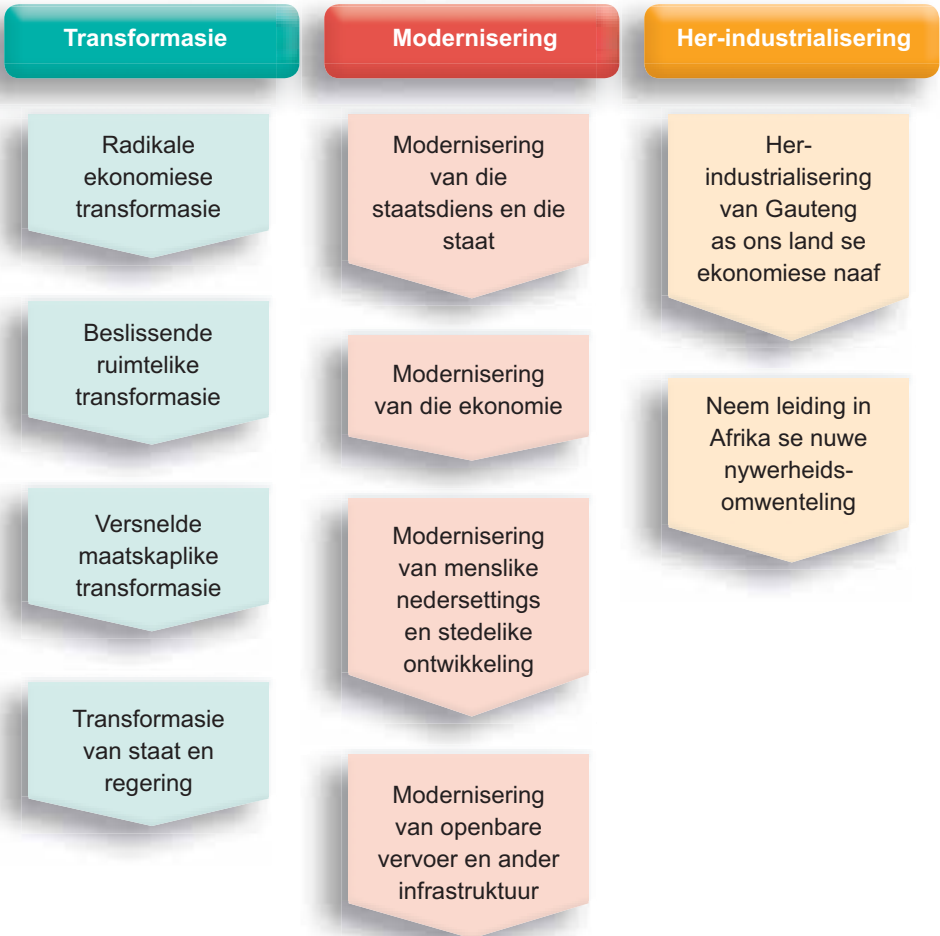
Hierdie begrotingsdokument weerspieël sleutelprogramme en -projekte wat die koms van 'n nuwe daeraad aandui en verwelkom, soos deur Premier David Makhura gedeel. Dit is ons doel en voorneme om te verseker dat inwoners van Gauteng hierdie provinsie steeds as 'n baken van hoop sal beskou.

Die GPR vertrou dat hierdie opsomming van die begroting u 'n beter begrip van die GPR se begroting vir die 2018-MTBR sal bied.

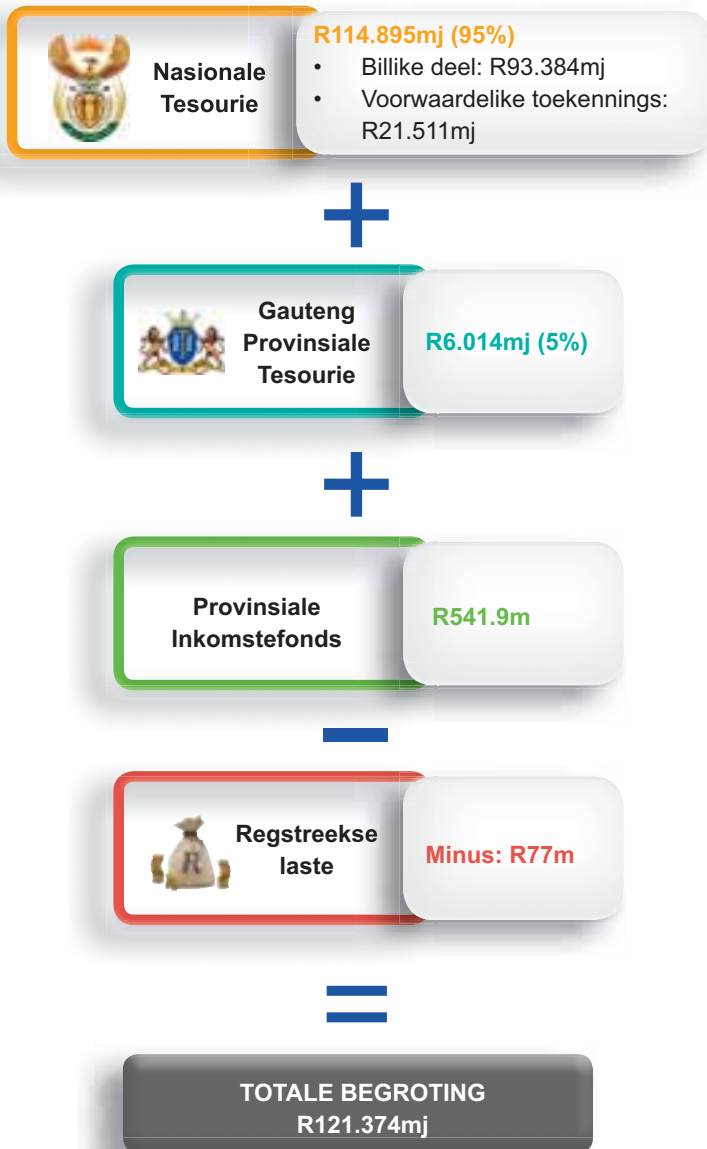


B. Creecy
LUR: FINANSIES

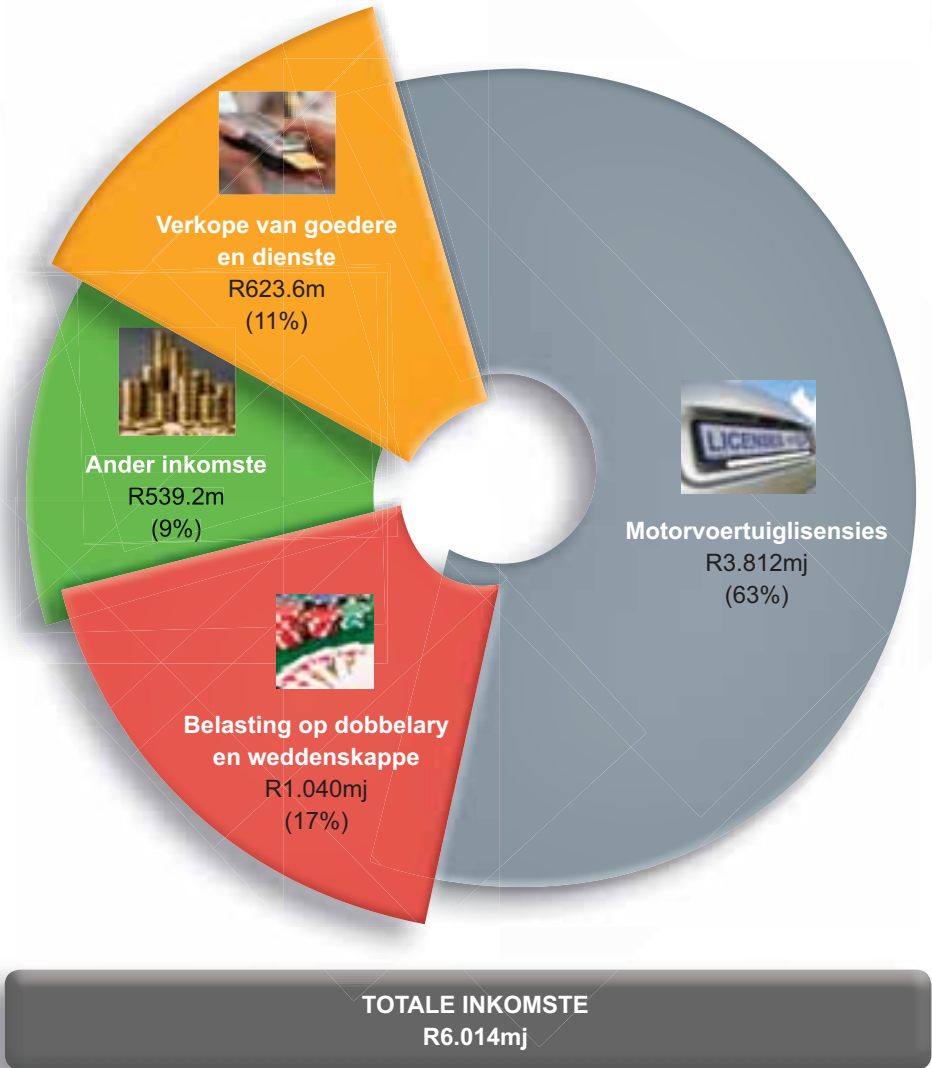
Belyning van begroting met Gauteng se Transformasie-, Modernisering- en Herindustrialiseringsprogram



Bronne van ons Begroting



Eie inkomste



Ander inkomste bestaan uit boetes, strawwe en verbeurings; rente; en finansiële transaksies in bates en laste.

Voorwaardelike toekennings




**Menslike
Nedersettings-
ontwikkeling**
R5.047mj

**Onderwys-
infrastruktuur**
R1.373mj



**Omvattende MIV
en Vigs**
R4.239mj



**Nasionale
Skoolvoedings-
program**
R807.5m



**Nasionale
Tersiêre
Dienste**
R4.390mj



**Openbare
Vervoeroperasies**
R2.307mj



Opleiding en
ontwikkeling van
gesondheids-
professies
R972.8m

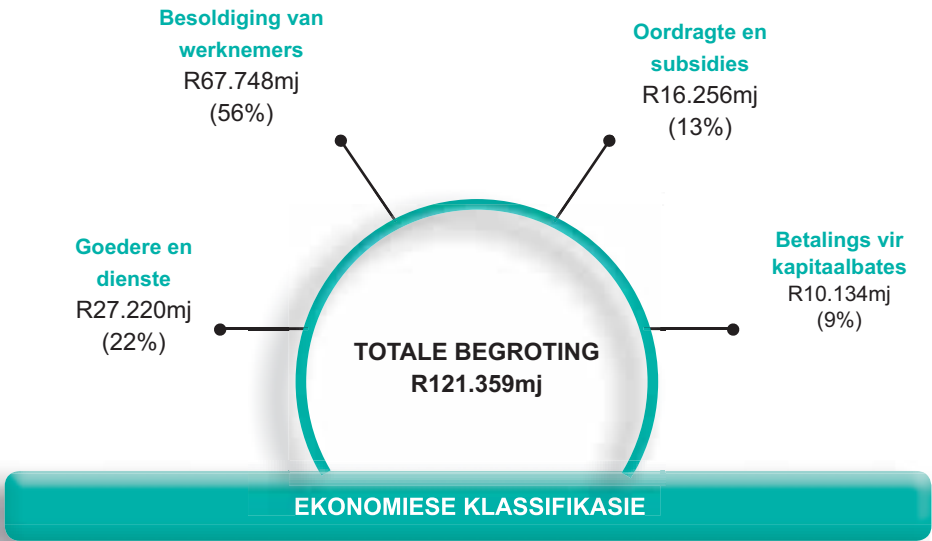
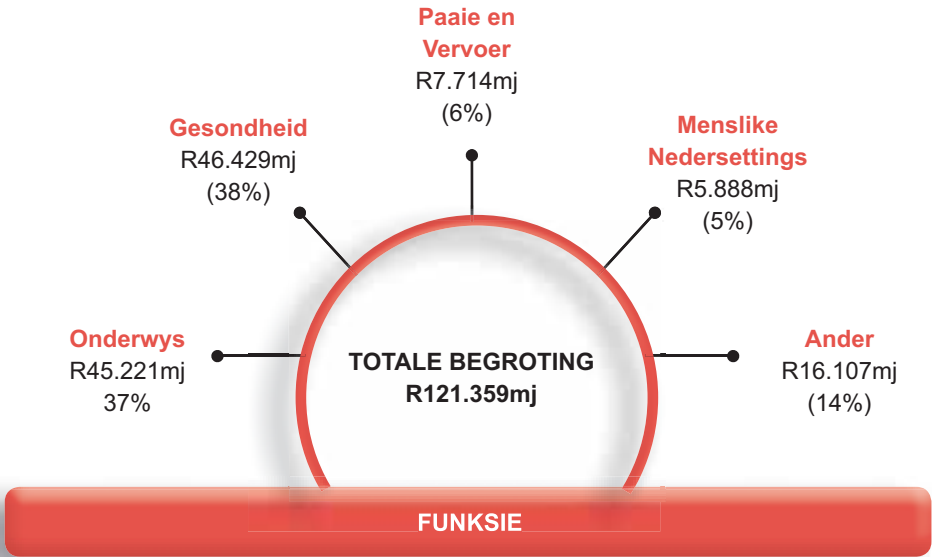


**Omvattende
Landbousteun-
program**
R92.3m

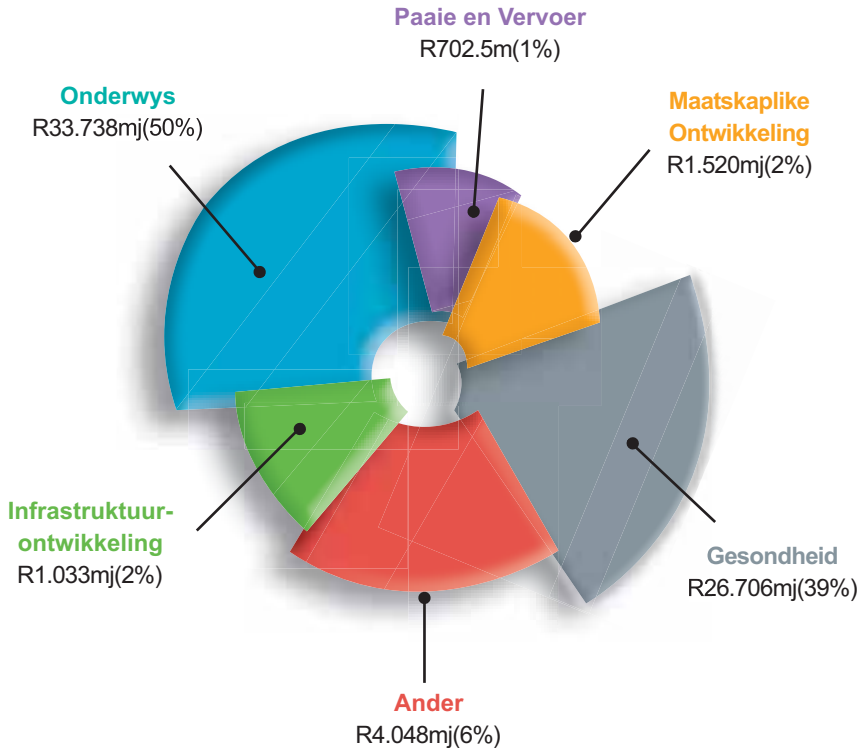


**TOTALE VOORWAARDELIKE TOEKENNINGS:
R21.511mj**

Provinsiale besteding



Besteding aan personeel



Ander bestaan uit: Ekonomiese Ontwikkeling, Samewerkende Regering en Tradisionele Sake, Menslike Nedersettings, Gemeenskapsveiligheid, Landbou en Landelike Ontwikkeling, Sport, Kuns, Kultuur en Rekreasie, e-Regering, Provinsiale Tesourie en Kantoor van die Premier

Besteding op Maatskaplike Dienste

ONDERWYS



Openbare Gewone Skoolonderwys R34.492mj
Openbare Spesiale Skoolonderwys R2.688mj
Infrastruktuur-ontwikkeling R1.696mj
Ander R6.345mj

GESONDHEID



Sentrale Hospitaaldienste R16.676mj
Distriksgesondheids-dienste R15.305mj
Provinsiale Hospitaaldienste R8.873mj
Nood- Mediese Dienste R1.451mj
Ander R4.124mj

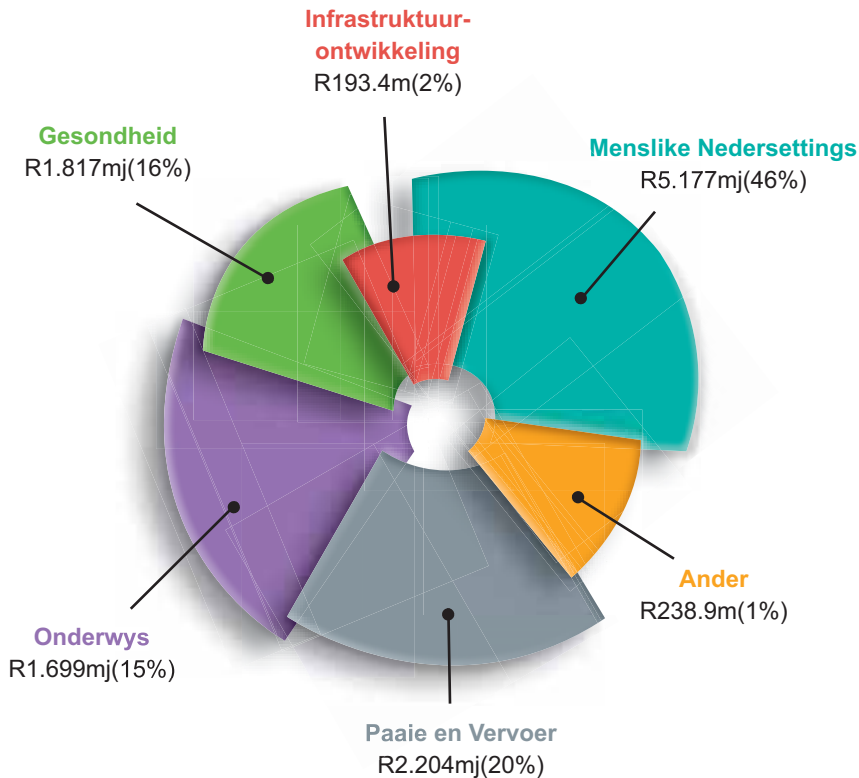
MAATSKAPLIKE ONTWIKKELING



Kinders en Gesinne R2.304mj
Maatskaplike Welsynsdienste R814.1m
Restoratiewe Dienste R619.3m
Ontwikkeling en Navorsing R622.6m
Ander R623.6m

TOTALE MAATSKAPLIKE DIENSTE:
R96.633mj

Besteding aan infrastruktuur



Ander bestaan uit: Maatskaplike Ontwikkeling; Sport, Kuns, Kultuur en Rekreasie; Infrastruktuurontwikkeling en Landbou en Landelike Ontwikkeling.

Sentrale Korridor
R610.2m
Oostelike Korridor
R216.3m
Noordelike Korridor
R549m
Suidelike Korridor
R97.7m
Westelike Korridor
R253.3m
Oor verskeie Korridors
R90.1m

Gesondheid
R1.817mj

*Verbeter kwaliteit van
gesondheidsorg.*

Sentrale Korridor
R746.7m
Oostelike Korridor
R746.7m
Noordelike Korridor
R746.7m
Suidelike Korridor
R754.4m
Westelike Korridor
R754.4m
Oor verskeie Korridors
R1.428mj

Menslike Nedersettings
R5.177mj

*Verbeter kwaliteit van
huishoudelike lewe.*

*Verbeter kwaliteit
van onderwys.*

Onderwys
R1.699mj

Sentrale Korridor
R435.4m
Oostelike Korridor
R604.8m
Noordelike Korridor
R127.7m
Suidelike Korridor
R207.9m
Westelike Korridor
R66.2m
Oor verskeie Korridors
R256.7m

*Verbeter paaie en
skakeling in die provinsie.*

Paaie en Vervoer
R2.204mj

Sentrale Korridor
R131m
Oostelike Korridor
R66.7m
Noordelike Korridor
R302.2m
Suidelike Korridor
R154.6m
Westelike Korridor
R13.5m
Oor verskeie Korridors
R1.536mj



Besteding aan provinsiale spesifieke prioriteite



Waar het ons ons besteding verhoog?

DEPARTEMENT	AANSUIWERINGS- BEGROTING 2017/18	HOOFBEGROTING 2018/19	% VERANDERING 2017/18-2018/19
Onderwys	41 786 542	45 220 540	8.22%
Gesondheid	41 942 834	46 429 326	10.70%
Maatskaplike Ontwikkeling	4 586 319	4 983 495	8.66%
Menslike Nedersettings	6 255 557	5 888 425	-5.87%
Paaie en Vervoer	6 967 638	7 713 818	10.71%
Infrastruktuur- ontwikkeling	2 749 245	3 036 964	10.47%
Ander	7 961 259	8 086 588	1.57%
Totale Provinsiale Betalings en Ramings	112 249 393	121 359 157	8.12%
Maatskaplik	88 315 695	96 633 361	9.42%
Niemaatskaplik	23 933 698	24 725 796	3.31%
Totale Begroting	112 249 393	121 359 157	8.12%

Ander bestaan uit: Ekonomiese Ontwikkeling; Samewerkende Regering en Tradisionele Sake; Gemeenskapsveiligheid; Landbou en Landelike Ontwikkeling; Sport, Kuns, Kultuur en Rekreasie; e-Regering; Provinsiale Tesourie en Kantoor van die Premier.

Isandulela

Isabelomali SaseGauteng 2018/19

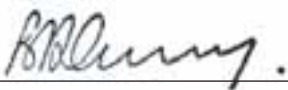
Ukwethulwa kwe-Medium Term Expenditure Framework (MTEF) ka-2018 kuphawula unyaka wokugcina woKuphatha kwesihlanu (5). Kwakhela ezintweni eziyimpumelelo nokuzibophezela okwamenezelwa futhi kwafinyelelwa kusukela ekuqaleni kwendlela eyaqala ngo-2014.

Njengoba sibizwa ngokuthi yisabelomali songama wokugcina, ngalesi sabelomali kujongwe ukugqamisa izinto uhulumeni ahlose ukuzifeza futhi kulungiselelwe inkundla yoKuphatha okulandelayo. Kungenxa yalesi sizathu i-Gauteng Provincial Government (GPG) isazimisele ukuhlinzeka imisebenzi ngohlelo lwengqalasizinda lwesifunda, ilungiselela intsha yethu ikusasa ngezinhlelo ezihlukahlukene zentsha nokusekela ukukhula komnotho nokuthuthukiswa kwalesi sifunda.

Lesi sabelomali sithatha izinyathelo ezinkulu eziholela ekuvikeleni ukusetshenziswa kwemali eminyangweni yomkhakha wezenhlalo ikakhulukazi mayelana nokuhlinzekwa kokunakekelwa kwempilo okusezingeni elihle nokuthuthukisa imiphumela yezemfundo. Kuye kwahlinzekwa amaphesenti angamashumi ayisishiyagalombili nesishiyagalombili esamba soxhasomali olwengeziwe kwezeMpilo nakwezeMfundo onyakeni ngamunye we-MTEF ka-2018.

Le dokhumenti yesabelomali ibonisa izinhlelo namaprojekthi ayinhloko abonisa futhi amukela ukufika kokuntwela kokusa kwenkathi entsha njengoba kuboniswe nguNdunankulu uDavid Makhura. Sihlose futhi sinqume ukuqinisekisa ukuthi izakhamuzi zaseGauteng ziyaqhubeka zibheka iGauteng njengendawo ezingabeka kuyo ithemba.

I-GPG ithemba ukuthi la mazwi afingqiwe esabelomali azothuthukisa ukuqonda kwenu isabelomali se-GPG ye-MTEF ka-2018.



B. Creecy
U-MEC: Ezezimali

Ukwenza Kulinganisane Isabelomali Nohlelo LwaseGauteng LweziNguquko, Ukuthuthukisa Izinto Zibe Yisimanje kanye Nokubuyisela Izimboni

Izinguquko

Izinguquko ezinkulu zezomnotho

Ukuguqulwa ngokuphelele kwezindawo ezivulekile

Inguquko esheshayo kwezenhlalo

Ukuguqulwa kombuso nokubusa

Ukuthuthukisa Izinto Zibe Yisimanje

Ukuthuthukisa amasevisi omphakathi nombuso

Ukuthuthukisa umnotho

Ukuthuthukisa ezokuhlaliswa kwabantu nezindawo zasemadolobheni

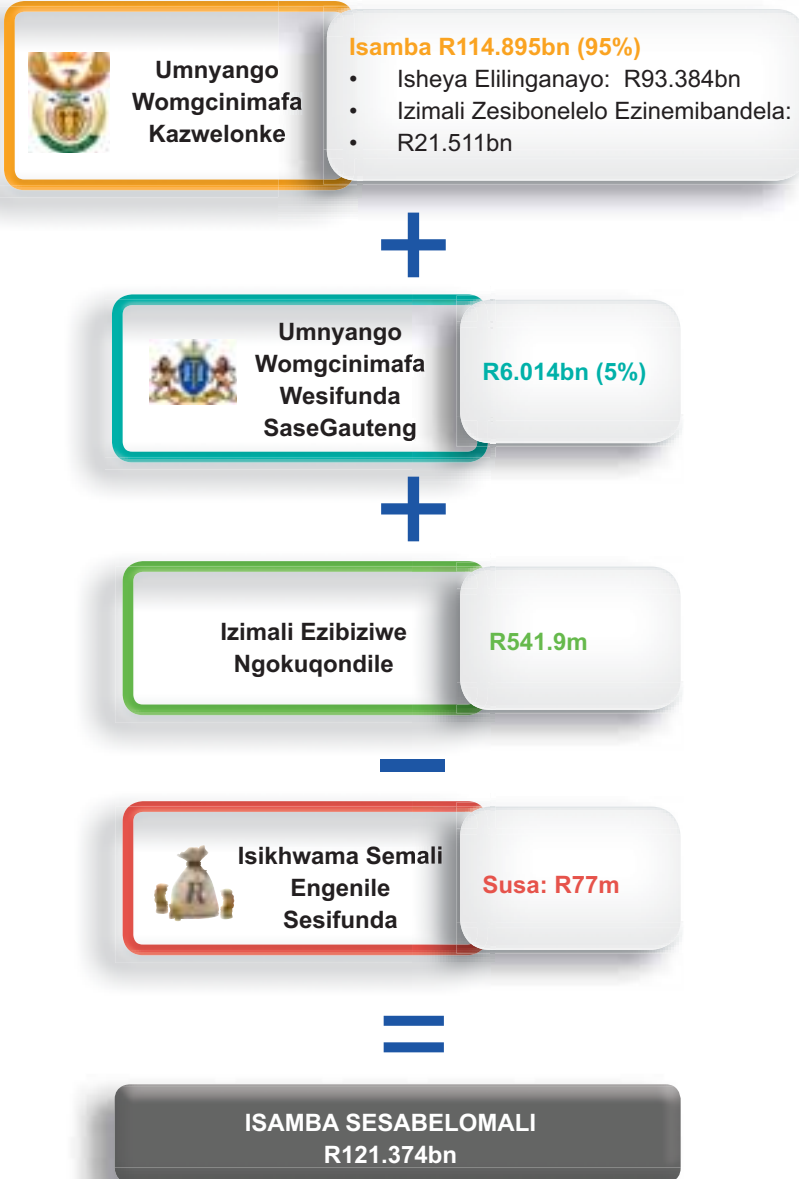
Ukuthuthukisa ezokuthuthwa komphakathi nenye ingqalasizinda

Ukubuyisela Izimboni

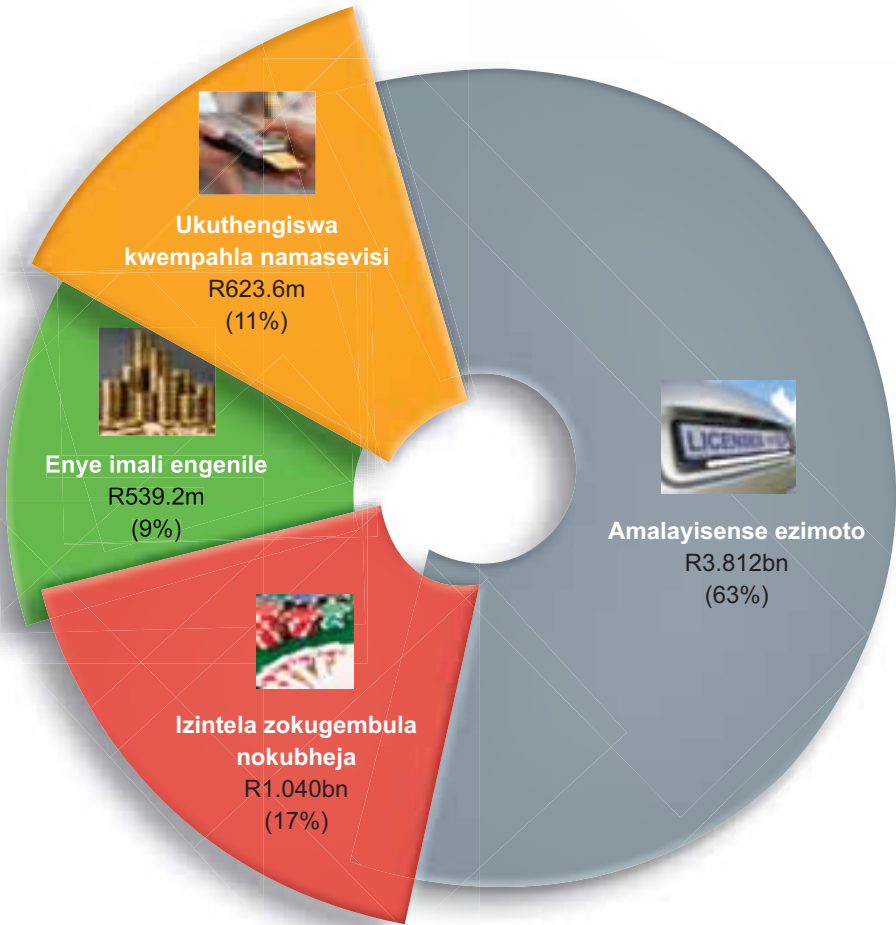
Ukubuyisela izimboni eGauteng njengeyinkaba yezomnotho yezwe lakithi

Ukuhola phambili enguqukweni entsha yezezimboni e-Afrika

Imithombo Yesabelomali Sethu



Izinzuzo Zethu



ISAMBA SEMALI ENGENILE
R6.014bn

Ezinye izimali ezingenile zihlanganisa imali yokuhlawula, izijeziso nokuthathwa kwezinto; inzalo; nokukhokhwa kwezimali zempahla nezikweletu.

Izimali Zesibonelelo Ezinemibandela



**Ukuthuthukiswa
kwezokuhlaliswa
kwabantu**
R5.047bn

**Ingqalasizinda
Yezemfundo**
R1.373bn



**Uhlelo olubanzi
lwe-HIV ne-AIDS**
R4.239bn



**Uhlelo
Lukazwelonke
Lokunikwa
Kwezingane
Ukudla
Okunomsoco
Ezikoleni**
R807.5m



**Izimali
zesibonelelo
zamasevisi
eMfundo
Ephakeme
kazwelonke**
R4.390bn




**Imisebenzi
Yezokuthuthwa
Komphakathi**
R2.307bn

**Ukuqeqeshwa
nokuthuthukiswa
kochwepheshe
bezempilo**
R972.8m


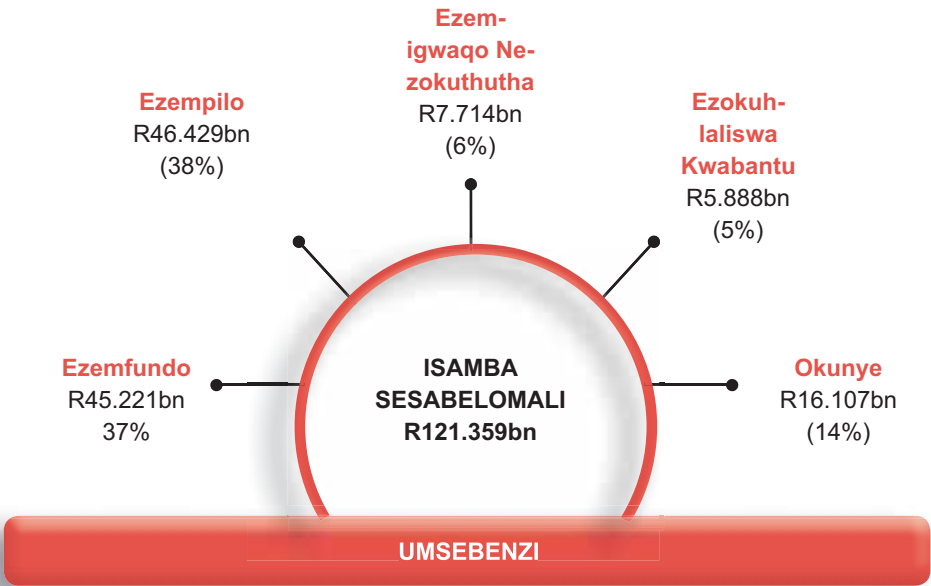


**Uhlelo Olubanzi
Lokusekela
Ezolimo**
R92.3m

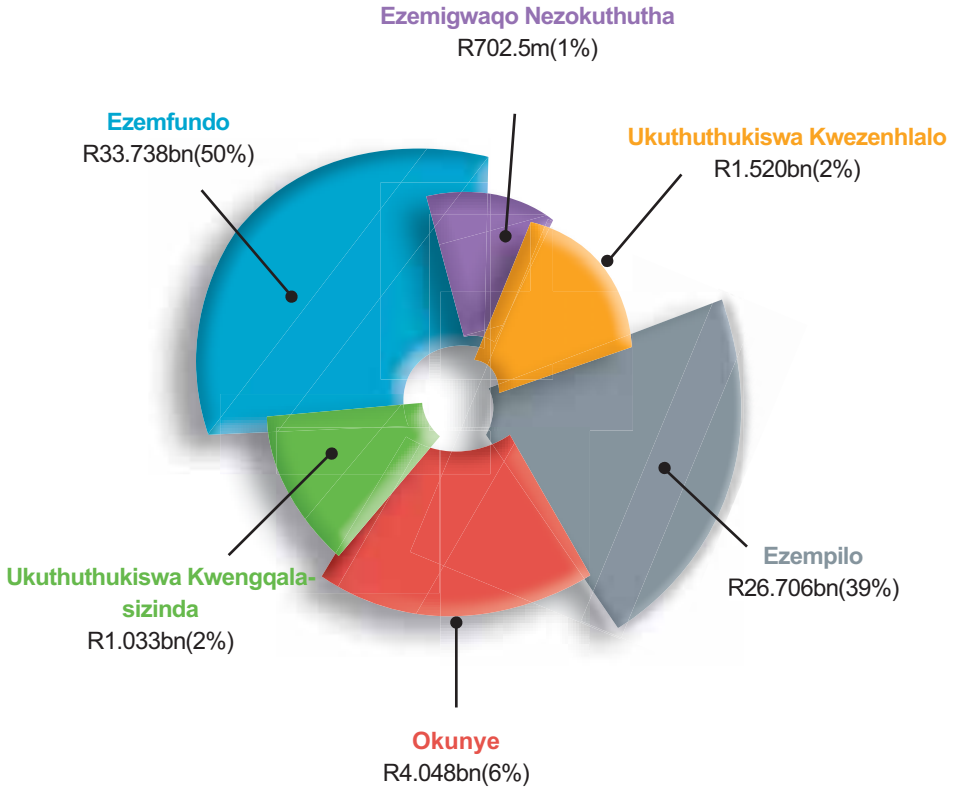


**ISAMBA SEZIMALI ZESIBONELELO EZINEMIBANDELA:
R21.511bn**

Ukusetshenziswa Kwemali Yesifunda



Ukusetshenziswa Kwemali Kubasebenzi



Okunye kuhlukanisa: Ukuthuthukiswa Komnotho, Ukubusa Ngokubambisana Nezindaba Zendabuko, Ezokuhlaliswa Kwabantu, Ezokuphepha Komphakathi, Ezolimo Nokuthuthukiswa Kwezindawo Zasemaphandleni, Ezemidlalo, Ezobuciko, Ezamasiko Nezikaqedisizungu, i-e-Government, Umnyango Womgcinimafa Wesifunda neHhovisi likaNdunankulu

Ukusetshenziswa Kwemali Kumasevisi Ezenhlalo

EZEMFUNDO



Ezemfundo Yezikole Ezivamile Zomphakathi R34.492bn
Ezemfundo Yezikole Ezikhethekile Zomphakathi R2.688bn
Ukuthuthukiswa Kwengqalasizinda R1.696bn
Okunye R6.345bn

EZEMPILO



Amasevisi Ezibhedlela Eziyinhloko R16.676bn
Amasevisi Ezempilo Zesigodi R15.305bn
Amasevisi Ezibhedlela Zesifunda R8.873bn
Amasevisi Ezokwelapha Ezimo Eziphuthumayo R1.451bn
Okunye R4.124bn

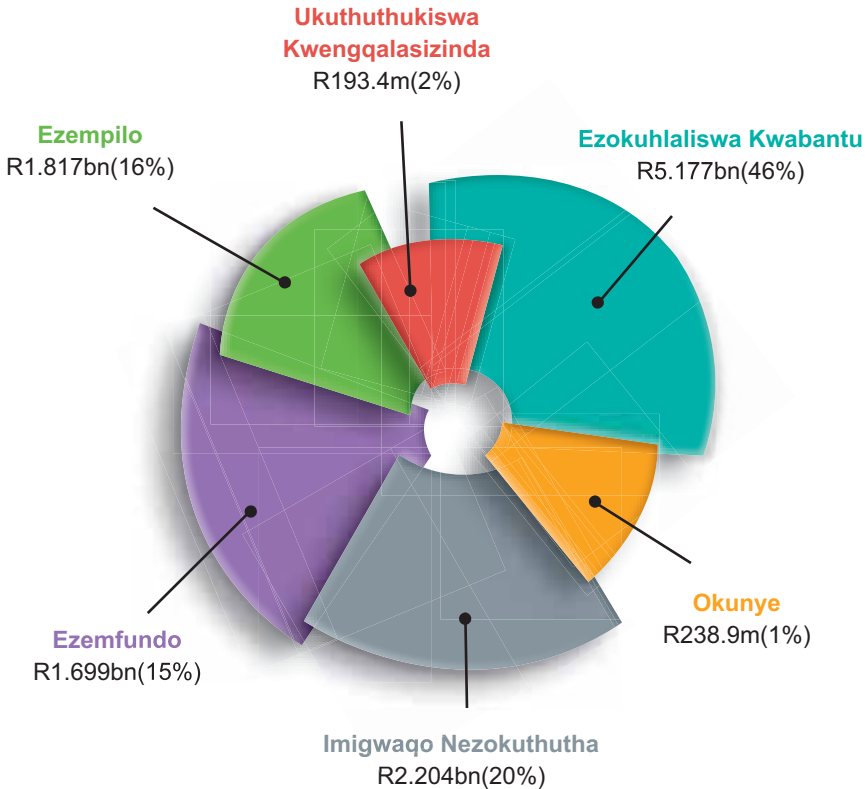
INTUTHUKO KWEZENHLALO



Izingane Nemindeni R2.304bn
Amasevisi Ezenhlalakahle R814.1m
Amasevisi Okubuyiselwa R619.3m
Ezentuthuko Nocwaningo R622.6m
Okunye R623.6m

ISAMBA SAMASEVISI EZENHLALO:
R96.633bn

Ukusetshenziswa Kwemali Kuyingqalasizinda



Okunye kuhlukanisa: Ukuthuthukiswa Kwezenhlalo; Ezemidlalo, Ezobuciko, Ezamasiko Nezikaqedisizungu; Ukuthuthukiswa Kwengqalasizinda kanye neZolimo Nokuthuthukiswa Kwezindawo Zasemaphandleni.

Central Corridor
R610.2m
Eastern Corridor
R216.3m
Northern Corridor
R549m
Southern Corridor
R97.7m
Western Corridor
R253.3m
Wonke ama-corridor
R90.1m

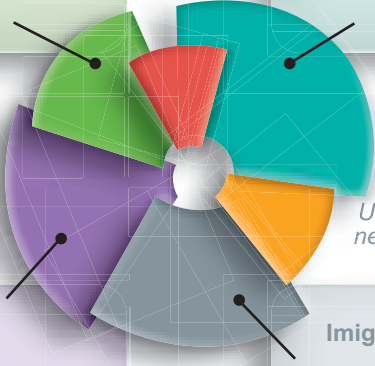
Ezempilo
R1.817bn

Ukuthuthukisa izinga lokunakekelwa kwempilo.

Central Corridor
R746.7m
Eastern Corridor
R746.7m
Northern Corridor
R746.7m
Southern Corridor
R754.4m
Western Corridor
R754.4m
Wonke ama-corridor
R1.428bn

Ezokuhlaliswa Kwabantu
R5.177bn

Ukuthuthukisa izinga lokuphila lemindi.



Ukuthuthukisa izinga lemfundo.

Ukuthuthukisa imigwaqo nezimpambana-migwaqo esifundeni.

Ezefundo
R1.699bn

Central Corridor
R435.4m
Eastern Corridor
R604.8m
Northern Corridor
R127.7m
Southern Corridor
R207.9m
Western Corridor
R66.2m
Wonke ama-corridor
R256.7m

Imigwaqo Nezokuthutha
R2.204bn

Central Corridor
R131m
Eastern Corridor
R66.7m
Northern Corridor
R302.2m
Southern Corridor
R154.6m
Western Corridor
R13.5m
Wonke ama-corridor
R1.536bn

Ukusetshenziswa Kwemali Ezintweni Ezithile Ezibaluleke Kakhulu Zesifunda



Kukuphi lapho sinyuse khona Ukusetshenziswa Kwemali?

UMNYANGO	USHINTSHO LOKUSETSHENZISWA 2017/18	UKUSETSH-ENZISWA KWEMALI OKUYINHLOKO 2018/19	% USHINTSHO 2017/18-2018/19
Ezemfundo	41 786 542	45 220 540	8.22%
Ezempilo	41 942 834	46 429 326	10.70%
Ukuthuthukiswa Kwezenhlalo	4 586 319	4 983 495	8.66%
Ezokuhlaliswa Kwabantu	6 255 557	5 888 425	-5.87%
Imigwaqo Nezokuthutha	6 967 638	7 713 818	10.71%
Ukuthuthukiswa Kwengqalasisinda	2 749 245	3 036 964	10.47%
Okunye	7 961 259	8 086 588	1.57%
Isamba Sezimali Ezikhokhiwe Esifundeni Nezilinganiso	112 249 393	121 359 157	8.12%
Ezenhlalo	88 315 695	96 633 361	9.42%
Okungekhona Okwezenhlalo	23 933 698	24 725 796	3.31%
Isamba Sokusetshenziswa Kwemali	112 249 393	121 359 157	8.12%

Okunye kuhlanganisa: Ukuthuthukiswa Komnotho; Ukubusa Ngokubambisana Nezindaba Zendabuko; Ezokuphepha Komphakathi; Ezolimo Nokuthuthukiswa Kwezindawo Zasemaphandleni; Ezemidlalo, Ezobuciko, Ezamasiko Nezikaqedisizungu; i-e-Government; Umnyango Womgcinimafa Wesifunda neHhovisi likaNdunankulu

Ketapele

Ditekanyetšo tša Gauteng tša 2018/19

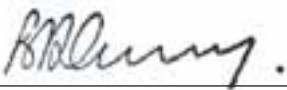
Go ala ga Tlhako ya Ditshenyegelo tša Lebaka la Magareng (MTEF) ya 2018 ke ga ngwaga wa mafelelo wa pušo ya bo 5. E aga go dikatlego le go boikgafo bjo bo boletšwego le bjo bo fihleletšwego go tloga mathomong a leeto leo le thomilego ka 2014.

Ka ge di bitšwa ditekanyetšo tša lebelo la mafelelo, ditekanyetšo tše di nyaka go laetša seo mmušo o nyakago go di fihlelela ebile di hloma seemo sa Pušo ye e latelago. Ke ka lebaka le fao Mmušo wa Phrobentshe ya Gauteng (GPG) o sa tiilego go aba ditirelo ka go diriša lenaneo la mananeokgoparara a phrobentshe, go nyakela bafsa ba rena bokamoso ka go diriša mananeo a bafsa a mehutahuta le go thekga kgolo ya ekonomi le tlhabollo ya phrobentshe.

Ditekanyetšo tše di tšea magato a bohlokwa ka nepo ya go šireletša tšhomišo ya ditšhelete ka dikgorong tša lefapha la setšhaba kudukudu mabapi le kabo ya tlhokomelo ya maphelo ya boleng le go kaonafatša dipoelo tša thuto. Dipersente tše masomeseswaiswai tša palomoka ya tšhelete ya thušo ya tlaleletšo di abetšwe Maphelo le Thuto ka ngwageng o mongwe le o mongwe wa MTEF ya 2018.

Sengwalwa se sa ditekanyetšo se laetša mananeo le diprotšeke tšeo di bontšhago le go amogela go goroga ga seemo se seswa ka ge se se boletšwe ke Tonakgolo David Makhura. Ke maikemišetšo a rena le go tšea sephetho sa gore badudi ba Gauteng ba tšwela pele go bona Gauteng bjalo ka lefelo la kholofelo.

GPG e tshelwa gore kakaretšo ye ya ditekanyetšo e tla kaonafatša kwešišo ya lena ya ditekanyetšo tša GPG ka MTEF ya 2018.



B. Creecy

MOLEKGOTLAPHETHIŠI: KGORO YA DITŠHELETE

Go amanya ditekanyetšo le Lenaneo la Gauteng la Phetošo, Go dira dilo ka Sebjalebja le Tirišo ya Diintasteri ka leswa

Phetošo

Phetošo ya ekonomi ye e tseneletšego

Phetošo ya dikgoba ya go tšeelwa dipheho

Phetošo ya setšhaba ye e akgofišitšwego

Phetošo ya naga le pušo

Go dira dilo ka sebjalebja le

Go dira gore tirelo ya setšhaba le mmušo di sepetšwe ka mekgwa ya sebjalebja le

Go dira gore ekonomi e sepetšwe ka mekgwa ya sebjalebja le

Go dira gore madulo a batho le tlabollo ya metsesetoropo di sepetšwe ka mekgwa ya sebjalebja le

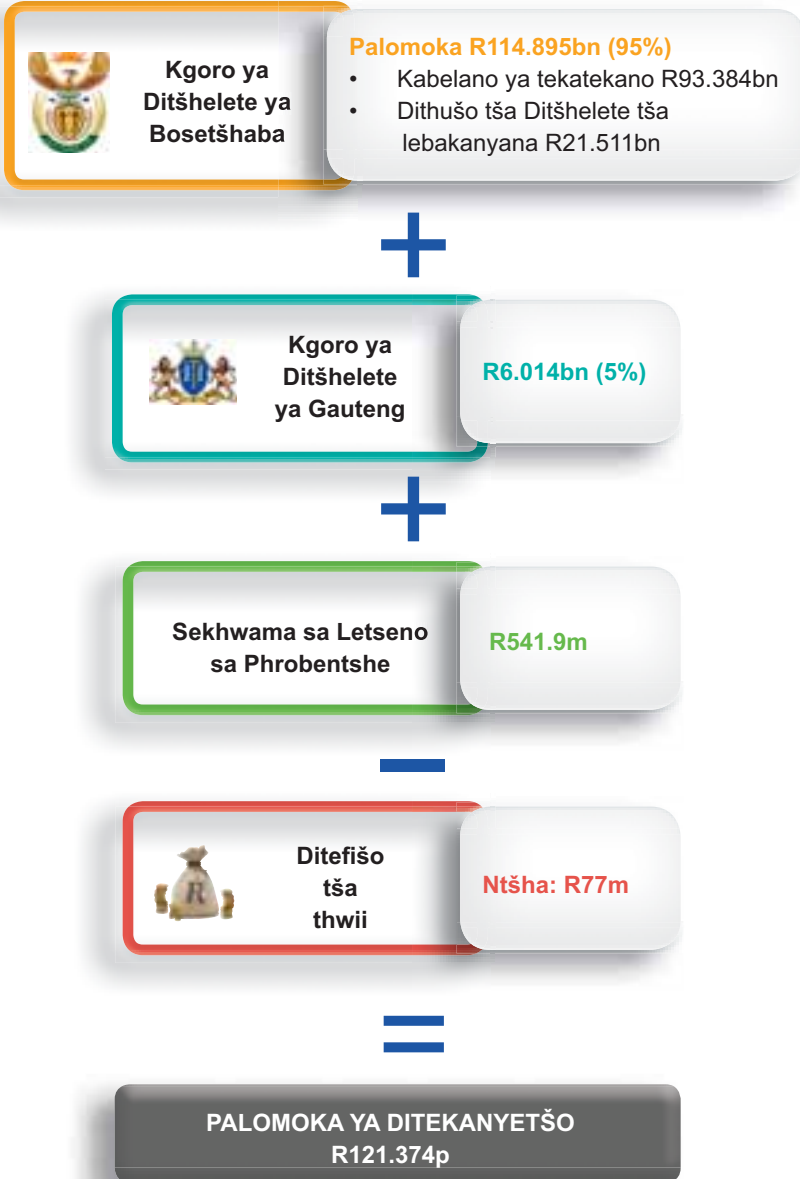
Go dira gore dinamelwa tša setšhaba le mananeokgoparara a mangwe a sepetšwe ka mekgwa ya sebjalebja le

Tirišo ya Diintasteri ka leswa

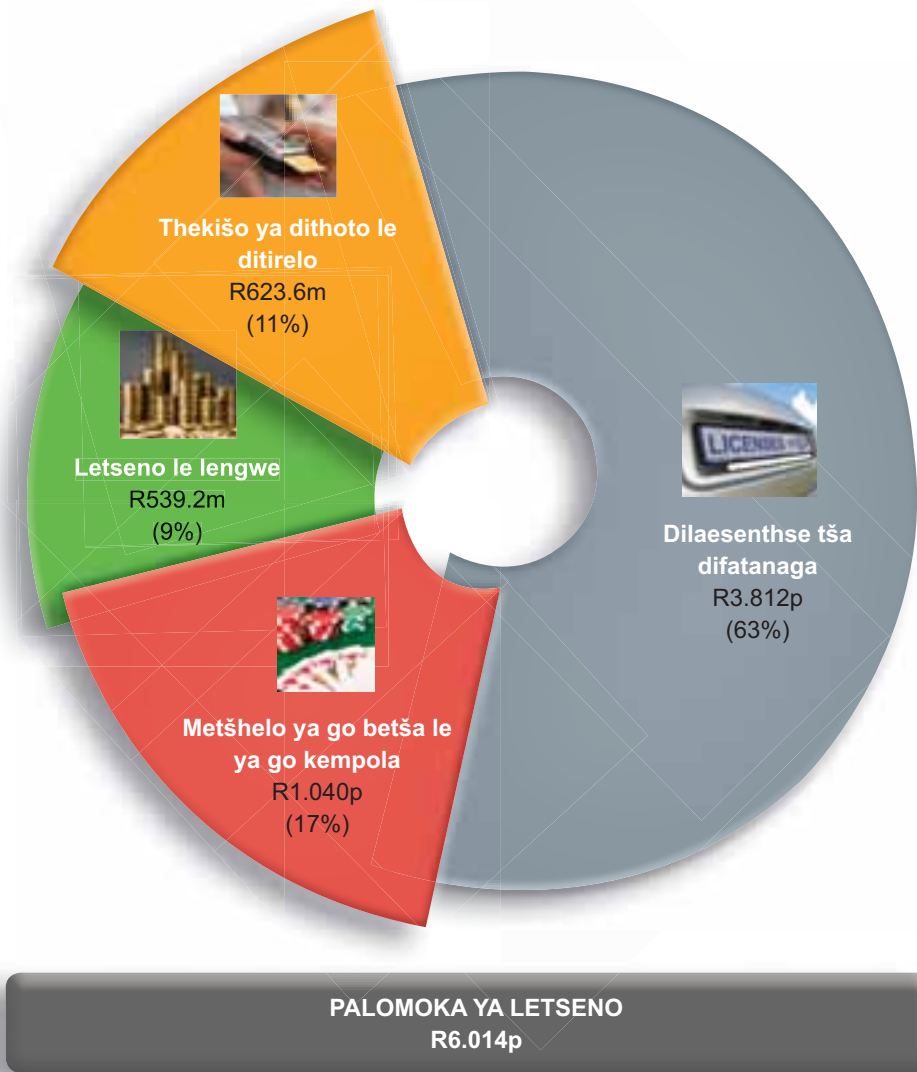
Tirišo ya Diintasteri tša Gauteng ka leswa bjalo ka lefelo la ekonomi la naga ya rena

Go eta pele peakanyoleswa ya diintastering tša Afrika

Methopo ya Ditekanyetšo tša rena




Letseno la rena




Letseno le lengwe le bopilwe ke difaene, dikotlo le dikgafelo; tswala; le ditheranseke tša ditšhelete tša dithoto le dikoloto.

Dithušo tša Ditšhelete tša Lebakanyana



Tlhabollo ya madulo a batho
R5.047p

Mananeokgoparara a thuto
R1.373p



Lenaneokakaretšo la HIV le AIDS
R4.239p



Lenaneo la Bosetšhaba la Phepo ya Dikolong
R807.5m




Thušo ya Ditšhelete tša Bosetšhaba tša Ditirelo tše bohlokwa
R4.390p





Ditshepedišo tša dinamelwa tša setšhaba
R2.307p

Tlhahlo le tlhabollo ya Diphrofešenale tša maphelo
R972.8m

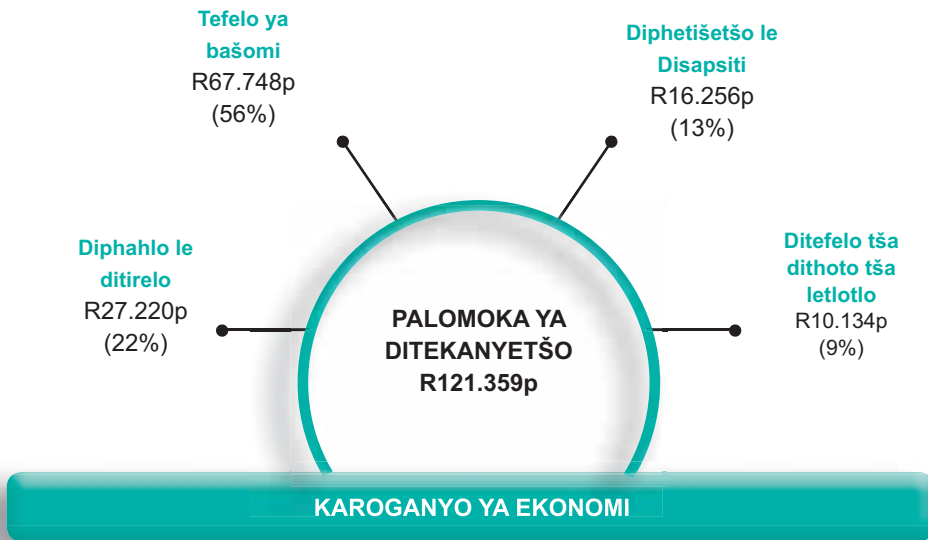
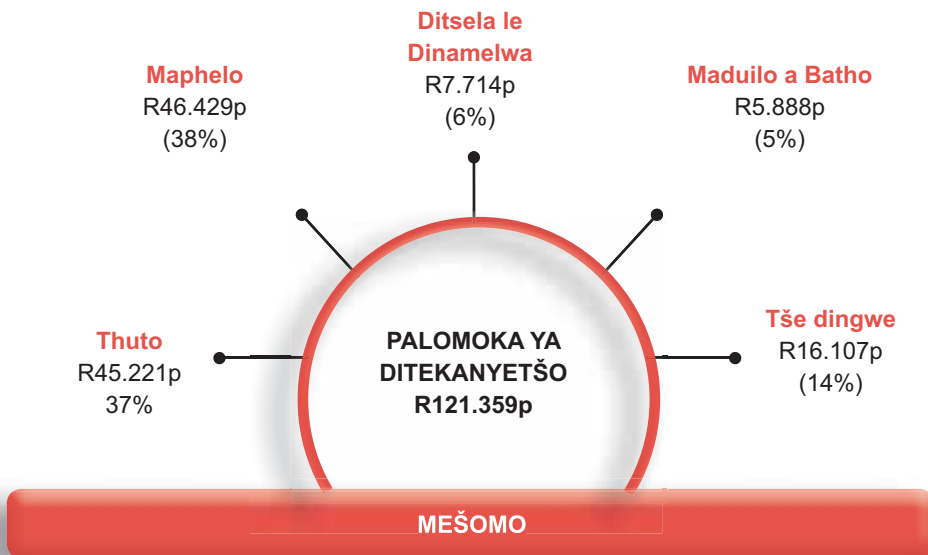


Lenaneokakaretšo la la Thekgo ya Temo
R92.3m

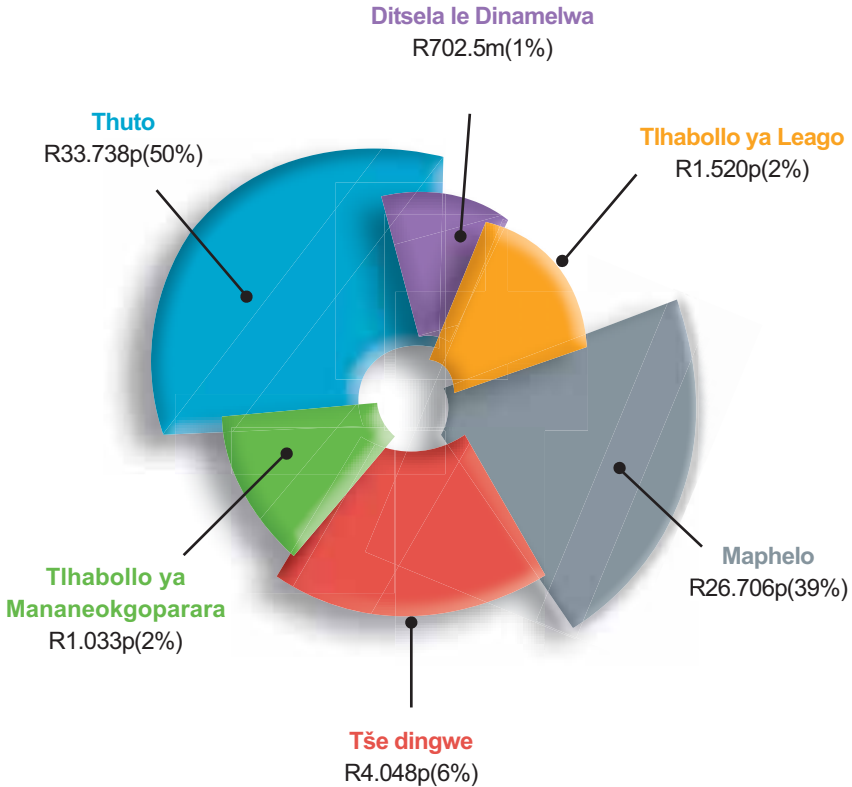


**PALOMOKA YA DITHUŠO TŠA DITŠHELETE TŠA LEBAKANYANA:
R21.511p**

Tšhomišo ya Ditšhelete tša phrobentshe



Tšhomišo ya Ditšhelete go bašomi



Tše dingwe di akaretša: Tihabollo ya Ekonomi, Pušo ya Tirišano le Merero ya Setšo, Madulo a Batho, Polokego ya Setšhaba, Temo le Tihabollo ya Dinagamagae, Di-papadi, Bokgabo, Setšo le boitapološo, Pušo ya elektroniki, Kgoro ya Ditšhelete ya Phrobentshe le Kantoro ya Tonakgolo

Tšhomišo ya ditšhelete go Ditirelo tša Leago

THUTO



Thuto ya Dikolo tša Setšhaba tša Tlwaelo R34.492p
 Thuto ya Dikolo ya Setšhaba tše di Kgethegilego R2.688p
 Tlhabollo ya Mananeokgoparara R1.696p
 Ye nngwe R6.345p

MAPHELO



Ditirelo tša Sepetlele tša Bogareng R16.676p
 Ditirelo tša Maphelo tša Selete tše tlemilwego R15.305p
 Ditirelo tša Dipetlele tša Phrobentshe R8.873p
 Ditirelo tša Kalafo tša Tšhoganetšo R1.451p
 Ye nngwe R4.124p

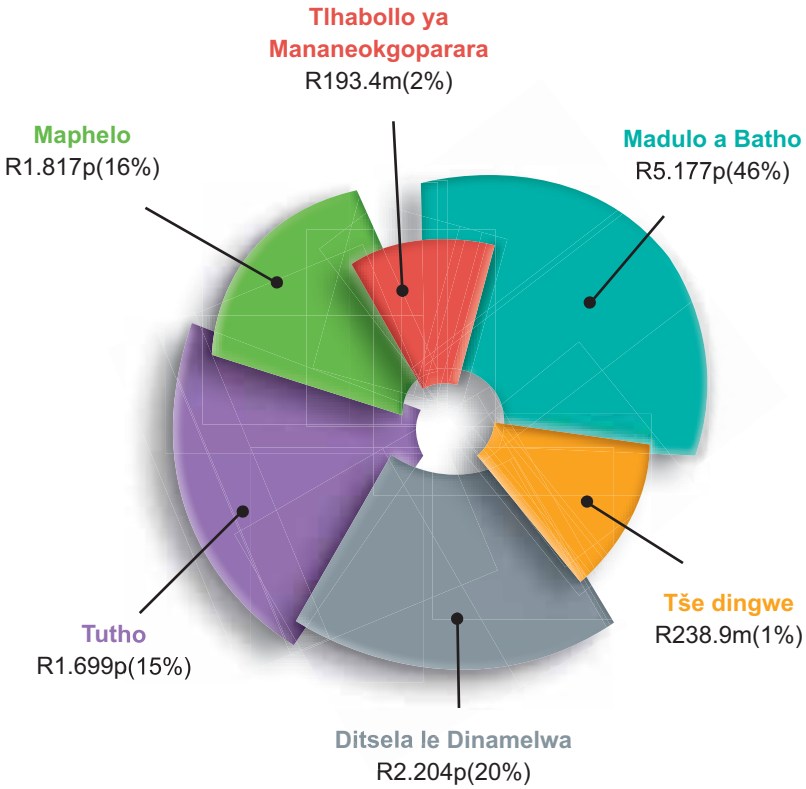
TLHABOLLO YA LEAGO



Bana le Malap R2.304p
 Ditirelo tša Bobotlana R814.1m
 Ditirelo tša Pušetšosekeng R619.3m
 Tlhabollo le Dinyakišišo R622.6m
 Ye nngwe R623.6m

PALOMOKA YA DITIRELO TŠA LEAGO:
R96.633p

Tšhomišo ya Ditšhelete go mananeokgoparara



Ye nngwe e akaretša: Tihabollo ya Leago; Dipapadi, Bokgabo, Setšo le Boitapološo; Tihabollo ya Mananeokgoparara le Temo le Tihabollo ya Dinagamagae

Tsela ya Bogareng

R610.2m

Tsela ya Bohalbela

R216.3m

Tsela ya Leboa

R549m

Tsela ya Borwa

R97.7m

Tsela ya Bodikela

R253.3m

Go putlaganya ditsela tše mmalwa R90.1m

Maphelo
R1.817p

Go kaonafatša boleng bja tlhokomelo ya maophelo

Tsela ya Bogareng

R746.7m

Tsela ya Bohalbela

R746.7m

Tsela ya Leboa

R746.7m

Tsela ya Borwa

R754.4m

Tsela ya Bodikela

R754.4m

Go putlaganya ditsela tše mmalwa R1.428p

Madulo a Batho
R5.177p

Go kaonafatša boleng bja bophelo ka malapeng

Go kaonafatša boleng bja thuto

Tutho
R1.699p

Tsela ya Bogareng

R435.4m

Tsela ya Bohalbela

R604.8m

Tsela ya Leboa

R127.7m

Tsela ya Borwa

R207.9m

Tsela ya Bodikela

R66.2m

Go putlaganya ditsela tše mmalwa R256.7m

Ditsela le Dinamelwa
R2.204p

Tsela ya Bogareng

R131m

Tsela ya Bohalbela

R66.7m

Tsela ya Leboa

R302.2m


Tsela ya Borwa

R154.6m

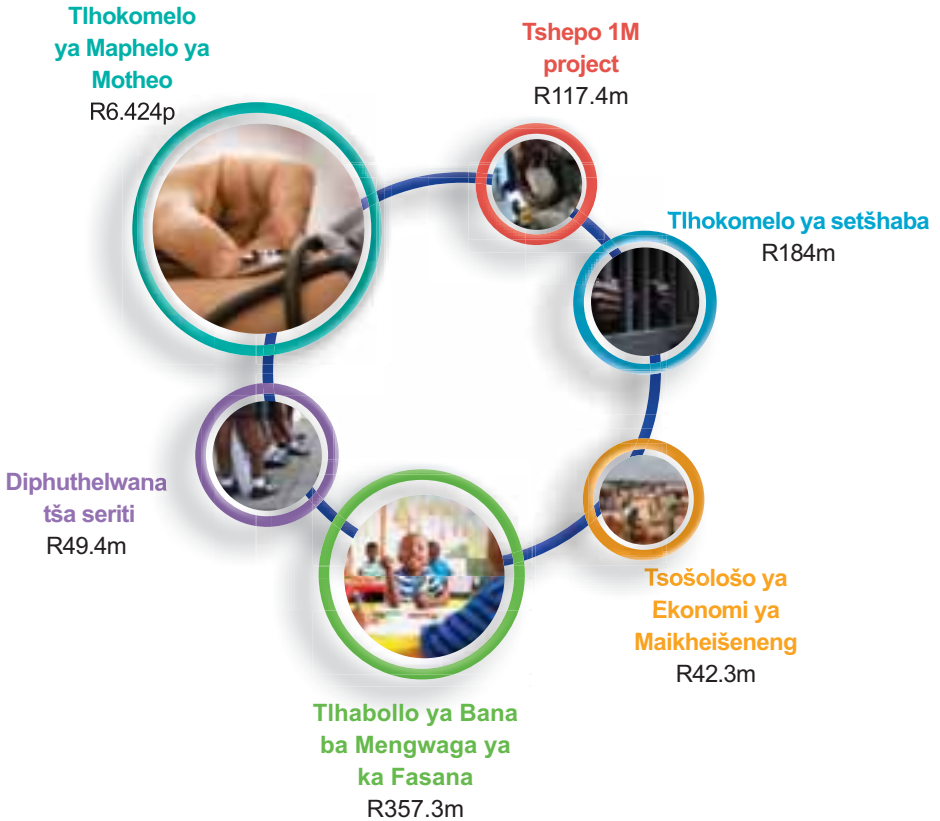
Tsela ya Bodikela

R13.5m

Go putlaganya ditsela tše mmalwa R1.536p



Tšhomišo ya Ditšhelete go Dilo tše di beilwego pele ka Phrobentsheng



Naa ke kae fao re okeditšego tšhomišo ya rena ya ditšhelete?

KGORO	DITEKANYETŠO TŠE DI BEAKANTŠWEGO LESWA 2017/18	DITEKANYETŠO-KGOLO 2018/19	% YA PHETOGO 2017/18 – 2018/19
Thuto	41 786 542	45 220 540	8.22%
Maphelo	41 942 834	46 429 326	10.70%
Tlhabollo ya Leago	4 586 319	4 983 495	8.66%
Madulo a Batho	6 255 557	5 888 425	-5.87%
Ditsela le Dinamelwa	6 967 638	7 713 818	10.71%
Tlhabollo ya Mananeokgoparara	2 749 245	3 036 964	10.47%
Ye nngwe	7 961 259	8 086 588	1.57%
Palomoka ya Ditefelo le dikakanyetšo tša ka phrobentsheng	112 249 393	121 359 157	8.12%
Leago	88 315 695	96 633 361	9.42%
Tše e sego tša Leago	23 933 698	24 725 796	3.31%
Palomoka ya Ditekanyetšo	112 249 393	121 359 157	8.12%

Ye nngwe e akaretša: Tlhabolo ya Ekonomi; Pušo ya Tirišano le Merero ya Setšo; Polokego ya Setšhaba; Temo le Tlhabollo ya Dinagamagae; Dipapadi, Bokgabo, Setšo le Boitapološo; pušo ya elektroniki; Kgoro ya Ditšhelete ya Phrobentshe le Kantoro ya Tonakgolo

Access to Information

Please call us if you have any information on fraud and corruption in the Gauteng Provincial Government.

Fraud and Corruption toll free Number
0800 701 701

Visit our website at:
www.gauteng.gov.za

Comments on the budget are welcome and can be forwarded to:

Head of Department
Gauteng Provincial Treasury
Private Bag X12
Marshalltown
2107

Telephone no: (+27) 11 227 9000

Image references

Marinovich, (2016). Pupils back in school after classrooms, toilets delivered [ONLINE]. Available at: <https://www.health-e.org.za/childrens-health/page/3/> [Accessed 2 February 2017].

Jay Fulce, (2014). New Black American High Blood Pressure Guidelines [ONLINE]. Available at: <https://jay-harold.com/african-american-high-blood-pressure-guidelines-2013/> [Accessed 2 February 2017].

Ray Joseph, (2013). Who are South Africa's worst drivers? The truth doesn't lie in the data [ONLINE]. Available at: <https://africacheck.org/2013/07/04/who-are-south-africas-worst-drivers-the-truth-isnt-in-the-data/> [Accessed 2 February 2017].

Author Unknown, (2015). A new age of sustainability for South Africa's mining industry [ONLINE]. Available at: <http://www.worldfinance.com/markets/a-new-age-of-sustainability-for-south-africas-mining-industry> [Accessed 2 February 2017].

Author Unknown, (2012). Green retrofit of Low Income Housing [ONLINE]. Available at: <http://www.sacommercialpropnews.co.za/property-investment/5249-green-retrofit-of-low-income-housing.html> [Accessed 22 February 2017].

Jerry Mendes, (2016). Gambling + Betting = Fun + Money!!! [ONLINE]. Available at: <http://www.cyber-casinos-guide.com/gambling-betting-fun-money/> [Accessed 3 March 2016].

Bonnie Tubbs, (2014). Cloned plates cause e-toll headaches [ONLINE]. Available at: http://www.itweb.co.za/index.php?option=com_content&view=article&id=69883 [Accessed 3 March 2015].

Author Unknown, (2016). Revamp of 10 state-owned industrial parks begins [ONLINE]. Available at: <http://www.enca.com/money/revamp-of-10-state-owned-industrial-parks-begins> [Accessed 22 February 2017].

Author Unknown, (2016). EPWP launch in Riverlie [ONLINE]. Available at: <http://www.did.gpg.gov.za/PublishingImages/EPWP%20launch%20in%20Riverlie%20019.jpg> [Accessed 22 February 2017].

Arshad Bhatti, (2012). Vague law lets private schools fleece public [ONLINE]. Available at: <http://www.did.gpg.gov.za/PublishingImages/EPWP%20launch%20in%20Riverlie%20019.jpg> [Accessed 22 February 2017].

Author Unknown, (2015). Young people exposed to career opportunities at Joburg Expo [ONLINE]. Available at: <http://www.sabc.co.za/news/a/d768310048b263068f9abf1447f6207f> [ONLINE]. Available at: <http://www.sabc.co.za/news/a/d768310048b263068f9abf1447f6207f> [Accessed 22 February 2017].

Dineo Bendile, (2015). Rights of Pregnant Schoolgirls reaffirmed [ONLINE]. Available at: <http://ewn.co.za/2014/12/11/limpopo-schools-reject-pregnant-school-girls> [Accessed 22 February 2017].



Contact Information

Physical Address:
75 Fox Street, Imbumba House,
Johannesburg

Postal Address:
Private Bag X12,
Marshalltown,
Johannesburg,
2107

Switchboard:
011 227 9000

Website Address:
www.gauteng.gov.za

PR11/2018
978-0-621-46050-6



Together, Moving Gauteng City Region Forward



GAUTENG PROVINCE
TREASURY
REPUBLIC OF SOUTH AFRICA